



# Compass Kids

**Matthew 5:1-12**

# INTRODUCTION

---

## Matthew 5:1-12

### Purpose:

Compass Kids partners with families to disciple their children through Bible comprehension and memorization.

Each semester, the Compass Kids curriculum will guide children through learning a mid-sized passage of scripture. They'll memorize a new piece each week through auditory, visual, and kinesthetic activities, building up to recitation of the whole passage. As they learn God's Word, our hope is salvation for those who are not yet believers and sanctification for those who are.

Matthew 5:1-12 was put to song by Northway Collective: Kids and is available on all streaming platforms. Click [here](#) to listen on Spotify.

### Matthew 5:

Every passage we select is chosen with prayer and careful thought. Matthew 5 captures the opening words of the Sermon on the Mount, where Jesus contrasts His Kingdom with the way of the world. Each week, we'll continue building on one key truth: The people in God's Kingdom confess they need Him (v. 3-6), show His love to others (v. 7-9), and endure in hard times (10-12).

### Materials:

Included you'll find 11 weeks of content, followed by a final celebration and competition we've called the Compass Bowl!

Each week includes the following materials:

- **Curriculum Overview:** a guide for small group leaders to follow as they lead their class, including instructions for an opening activity, the memory verse folders, a game, and any helpful definitions
- **Large Group:** a manuscript for the teacher leading the large group time, including suggested hand motions and a summary of main ideas
- **Small Group:** a guide for small group leaders to discuss each week's lesson with their class, including extra open-ended questions for older grades



# INTRODUCTION

---

## Matthew 5:1-12

- **Folders:** a weekly print-out to give to each child. On it, you'll find that week's portion of the memory verse and a blank space for writing it out or drawing an interpretation of it. We hole-punched these and placed them in a folder with brads for each child.
- **Music:** a guide for teaching the verse with musical props, including recommended supplies, rules, and activities. Preschool classes can do this in lieu of or in addition to the weekly games.

### Note

Throughout the curriculum, we reference signs that we have hanging in our large group room. The Attribute Wall contains all the attributes of God with a short definition of each. God's Big Story Timeline has icons representing the key events from creation to new creation. The lessons would still be effective without these teaching tools, though they add a helpful visual element.

### Suggested Schedule

Our program ran from 6:00-7:20 PM (doors open at 5:45), and we provided dinner for each child. Here are the schedules we followed for preschool and elementary.

#### Preschool Schedule

6:00 – Opening activity  
6:10 – Large group  
6:30 – Dinner and folders  
6:45 – Music time  
7:00 – Game/free time

#### Elementary Schedule

6:00 – Dinner and opening activity  
6:10 – Large group  
6:30 – Small group and folders  
7:00 – Game



# MUSIC TIME

---

## Matthew 5:1-12

We recommend having a variety of musical instruments or props and rotating through the list, pulling out one type of prop per week. Here are some options to consider:

- Egg shakers
- Ribbons
- Colorful handkerchiefs
- Bells
- Rhythm sticks
- Tambourines
- Drums
- Maracas
- Triangles
- Tick-tock blocks

Here's a suggested schedule for music time:

- **Rules:** Each week, talk about class expectations and clarify that kids will lose their instruments if they do not follow the rules below:
  - We use listening ears when the teacher is talking.
  - We keep our hands & instruments to ourselves.
  - We stop when the teacher says, "freeze!"
- **Practice:** Lead kids through a few practice rounds with the instruments or props.
  - Start by practicing basic patterns and asking them to pause on a certain beat (ex. "one, two, three, PAUSE" or "one, PAUSE, two, PAUSE").
  - You can also have them follow the beat for the "Tap Our Sticks" song below, changing the lyrics to fit that week's prop:  
"This is the way we tap our sticks,  
Tap our sticks, tap our sticks.  
This is the way we tap our sticks,  
When we're in our class."
- **Verse:** Read the verse for the day out loud. Then, have the class sing it together with their instruments or props. You can do this with or without the music on in the background. Here are a few ideas to mix it up:
  - Sing in slow motion, a whisper, or a silly voice (baby, cowboy, robot, etc.).
  - March in a circle or follow the leader while you sing.
  - Have them tap or shake their instruments on a certain keyword.
  - Establish a rhythm with their instruments, then say the verse to that tune.
  - Play freeze dance with the music.





**Week #1**

# CURRICULUM OVERVIEW

---

Matthew 5:1-2

**“Seeing the crowds, He went up on the mountain, and when He sat down, His disciples came to Him. And He opened His mouth and taught them, saying:”**

## Opening Activity:

Get to know the kids in your class and let them decorate the front of their folders with stickers!

## Memory Verse Folders:

Pass out a folder to each child and explain that as we learn a new verse each week, they'll have a chance to write it out or draw a picture of what it means.

## Memory Verse Activity: Stepping Mats or Matching Game

1. Stepping mats: Write a word or phrase from the verse on each stepping mat. Place the mats out in the room, close enough that the kids can step or jump from one to another. Ask each child to walk/jump on the mats in order as they say the verse out loud.
2. Matching game: Create two sets of matching cards with a word or phrase from the verse on each card. Turn the cards upside down and have the class take turns flipping two cards over at a time until they've found all the matching cards and placed them in order.

\*Preschool modification: Include a color or picture on the matching cards for preschool classes (i.e. yellow star, green circle, etc.) and have the teachers arrange the cards in order once they've found all the matches!\*

## Helpful Definitions:

N/A




Week #1

# VERSE

---

"Seeing the crowds, He went up on the mountain,  
and when He sat down, His disciples came to Him.  
And He opened His mouth and taught them, saying:"

Matthew 5:1-2



Week #1

# LARGE GROUP

---

## Matthew 5:1-2

### Passage:

"Seeing the crowds, He went up on the mountain, and when He sat down, His disciples came to Him. And He opened His mouth and taught them, saying:"

### Hand Motions:

- "Seeing the crowds" – searching motion
- "He went up on the mountain" – make mountain with hands
- "And when He sat down" – pretend to sit
- "His disciples came to Him" – hold up a 1 and 2 and bring hands in towards yourself
- "And He opened His mouth" – point to mouth
- "And taught them, saying" – point outward

### Teaching:

Welcome to Compass Kids! This semester we'll be learning Matthew 5:1-12.

Matthew is a book in the Bible, which is God's True Word. It is from God and about God. We can find Matthew in the New Testament because it was written after Jesus, the promised savior, came to earth! (point to the nativity circle on God's Big Story Timeline).

Jesus was born as a little baby, but He did not stay a baby (point to the nativity circle on God's Big Story Timeline). Jesus grew up to become an adult and started to teach others about God and perform miracles. He had 12 friends and followers, called His disciples, who served God with Him. Matthew was a tax collector who became one of Jesus' disciples and wrote down the amazing things that Jesus said and did.

One day after He had chosen the 12 disciples, Jesus came across a big crowd of people. Let's close our eyes and visualize what this might look like. Jesus is with His 12 disciples and is at the bottom of a mountain. He looks around and sees a large group of people have come, and He knows they are all there to see Him. In order for them to see Him and be able to hear Him, Jesus climbs the mountain and sits down on the top. The mountain was kind of like Jesus





# LARGE GROUP

---

## Matthew 5:1-2

being on a stage. All of His disciples follow Him and gather around Him on the mountain as well. Since He is on the mountain, the crowd is able to both see and hear Him better. Remember, they didn't have microphones back then, so this would help them hear Him!

Everybody is watching Jesus, and He begins to share a message. The news Jesus started sharing with the crowd is now called the Sermon on the Mount, because Jesus taught the people from a mount. You can open your eyes now.

This semester in Compass Kids we're going to be learning the first part of the Sermon on the Mount, and tonight we're learning the first 2 verses of our passage. "Seeing the crowds, He went up on the mountain, and when He sat down, His disciples came to Him. And He opened His mouth and taught them, saying..." As we learn Matthew 5:1-12 over the next few weeks, let's remember that Jesus is sitting on a mountain, sharing all of this with a crowd that has gathered to hear Him. Everything Jesus says is important, so we should listen with excitement for what He is going to say!

### Summary:

- **Matthew is a book of the Bible in the New Testament.**
- **Jesus is teaching His disciples and a crowd of people from a mountain.**
- **Everything Jesus says is important, so we should listen with excitement!**



# SMALL GROUP

---

Matthew 5:1-2

**“Seeing the crowds, He went up on the mountain, and when He sat down, His disciples came to Him. And He opened His mouth and taught them, saying:”**

**1. What book of the Bible are our verses from this semester? Is that in the Old or New Testament?**

We're learning from the book of Matthew, which is in the New Testament.

**2. Who wrote the book of Matthew? What do you know about him?**

Matthew! He was a tax collector who became one of Jesus' disciples and wrote down the amazing things He said and did.

**3. Who was Jesus teaching?**

A crowd of people and His 12 disciples

**4. Where was Jesus teaching from? Why was he teaching from there?**

A mountain! It was like a stage to help everybody be able to hear and see Him

**5. What is the message Jesus taught the crowd called?**

The Sermon on the Mount

\*Deeper discussion for older classes: Find Matthew 4:23-25 and Matthew 7:28-29 in your Bibles and read them out loud. According to Matthew 4, where was Jesus and what was He doing? What message does it say Jesus was proclaiming? Matthew 7 describes the end of His Sermon on the Mount— how did the people respond to Jesus' teaching? What do you think it means that He taught with authority? How should we respond to Jesus' teaching today?\*

**Summary:**

- Matthew is a book of the Bible in the New Testament.
- Jesus is teaching His disciples and a crowd of people from a mountain.
- Everything Jesus says is important, so we should listen with excitement!



Week #1



**Week #2**

# CURRICULUM OVERVIEW

---

Matthew 5:3

**“Blessed are the poor in spirit, for theirs is the kingdom of heaven.”**

## Opening Activity: Stepping Mats or Matching Game

1. Stepping mats: Write a word or phrase from the verse on each stepping mat. Place the mats out in the room, close enough that the kids can step or jump from one to another. Ask each child to walk/jump on the mats in order as they say the verse out loud.
2. Matching game: Create two sets of matching cards with a word or phrase from the verse on each card. Turn the cards upside down and have the class take turns flipping two cards over at a time until they've found all the matching cards and placed them in order.

\*Preschool modification: Include a color or picture on the matching cards for preschool classes (i.e. yellow star, green circle, etc.) and have the teachers arrange the cards in order once they've found all the matches!

## Memory Verse Folders:

Pass out a folder to each child and explain that as we learn a new verse each week, they'll have a chance to write it out or draw a picture of what it means.

## Memory Verse Activity: Bouncy Ball Relay

1. Write a word or phrase from the verse onto each popsicle stick.
2. Set the popsicle sticks on one side of the room and line kids up on the other side.
3. Let the kids take turns hopping on a bouncy ball to grab a popsicle stick and bring it back to their team.
4. Once all the popsicle sticks are back, work together to sort them in the right order. Older classes can turn this into competition between two teams to see who finishes first!

\*Preschool modification: Number the popsicle sticks to help the class put them in the right order. Instead of using bouncy balls, you can hide the popsicle sticks around the classroom and have the class find them together or you can do a simplified relay (tip-toes, crawling, hopping, etc.).

## Helpful Definitions:

“Beatitudes” – blessed or living the best life

“Blessed” – living the best life

“Poor” – some one who doesn't have much of something




**Week #2**

# VERSE

---

"Blessed are the poor in spirit, for theirs is the kingdom of heaven."

Matthew 5:3



# LARGE GROUP

---

Matthew 5:3

## Passage:

"Blessed are the poor in spirit, for theirs is the kingdom of heaven."

## Hand Motions:

- "Blessed" – sign language for "blessed"
- "Are the poor in spirit" – cupped hands
- "For theirs is the kingdom" – crown on top of head
- "Of heaven" – sign language for heaven

## Teaching:

Last week we learned that our passage this semester comes from Matthew 5:1-12. Matthew was one of Jesus' disciples, and he wrote down the amazing things Jesus said and did. We also learned that Jesus is teaching a crowd of people, and He has His disciples with Him. Does anybody remember where He is sitting? **On a mountain!** He is sitting on a mountain so that everybody can hear and see Him.

Tonight we are going to start memorizing the first part of Jesus' teaching. The verses we're going to learn are sometimes called "the beatitudes." Beatitude means blessed, which is a word we'll hear many times in these verses!

Being blessed means living the best life. God is wise, which means He knows what is best. When God's children live how God tells them to, they enjoy life the way God has planned. This doesn't mean that nothing bad or hard ever happens to God's children. Instead, these verses show us how God's children feel or act when they are going through good times and bad times.

People who love and trust Jesus are part of God's kingdom. Who is the King in God's Kingdom? The One True King: God! Each week as we learn more about the people in God's Kingdom, we will be working on building a crown. **Show the visual of the crown.** At the end of the semester, we'll be able to see how God's children respond differently than the world in both good times and bad times. Let's first add the bottom band of our crown. This says, "The people in God's Kingdom."



**Week #2**

# LARGE GROUP

---

## Matthew 5:3

The first section of our crown teaches us that the people in God's kingdom **confess that they need Him**. Each jewel we add will teach us a different way that God's children tell God their need for Him. Tonight we are also going to add our very first jewel to our crown, and it says "Blessed are the poor in spirit."

When someone is poor, it means that they don't have much of something. A lot of times when we say a person is poor, we mean they don't have much money or food. This passage is talking about a person who is "poor in spirit." A person who is poor in spirit is somebody who knows their heart is sick with sin and has asked Jesus to give them a new heart. We are all born with hearts that are sick with sin, but not everybody knows or will admit that their heart is sick and sinful. When a person is able to see their need for a new, healthy heart, they admit that they are a sinner who can't do anything to change their own hearts. They are poor—or have nothing—to change their sick and sinful hearts. They know that Jesus came to save sinners and He is the only one who can change their hearts! A person who is poor in spirit loves and trusts Jesus.

The second part of the verse says, "for theirs is the kingdom of God." When a person asks Jesus to give them a new heart, they become part of God's Kingdom!

Tonight's verse is "Blessed are the poor in spirit, for theirs is the kingdom of God." In other words, when a person sees their need for a Savior and trusts God, they become part of God's Kingdom!

### Summary:

- **Beatitude means blessed or living the best life.**
- **People who love and trust Jesus are part of God's kingdom.**
- **A person who is poor in spirit knows they need God.**



# SMALL GROUP

---

Matthew 5:3

**“Blessed are the poor in spirit, for theirs is the kingdom of heaven.”**

**1. What new section did we add to our crown?**

The people in God’s kingdom confess they need Him!

**2. What does beatitude mean?**

Blessed or living the best life

**3. What does it mean to be poor? What does it mean to be poor in spirit?**

A person who is poor doesn’t have much of something. A person who is poor in spirit knows they have a heart that is sick with sin and that only Jesus can save them from their sins.

**4. How does somebody become part of God’s Kingdom?**

They love and trust Jesus.

**5. Who is the king in God’s Kingdom?**

God! He is the only true King.

\*Deeper discussion for older classes: Find Ephesians 2:1-10 in your Bibles and read it out loud. How does Ephesians 2 describe a person’s heart before God saves them? What does it say God is rich in? How can people be brought into God’s kingdom? Is this something people can earn on their own?\*

**Summary:**

- **Beatitude means blessed or living the best life.**
- **People who love and trust Jesus are part of God’s kingdom.**
- **A person who is poor in spirit knows they need God.**







**Week #3**

# CURRICULUM OVERVIEW

---

Matthew 5:4

**“Blessed are those who mourn, for they shall be comforted.”**

## Opening Activity: Bouncy Ball Relay

1. Write a word or phrase from the verse onto each popsicle stick.
2. Set the popsicle sticks on one side of the room and line kids up on the other side.
3. Let the kids take turns hopping on a bouncy ball to grab a popsicle stick and bring it back to their team.
4. Once all the popsicle sticks are back, work together to sort them in the right order. Older classes can turn this into competition between two teams to see who finishes first!

\*Preschool modification: Number the popsicle sticks to help the class put them in the right order. Instead of using bouncy balls, you can hide the popsicle sticks around the classroom and have the class find them together or you can do a simplified relay (tip-toes, crawling, hopping, etc.).

## Memory Verse Folders:

Pass out a folder to each child and explain that as we learn a new verse each week, they'll have a chance to draw it or write it out.

## Memory Verse Activity: Cupstack

1. Write a word or phrase from the verse on each plastic cup.
2. Have kids work together to stack the cups
3. To make this more challenging, hide the cups around the room or add a relay element!

\*Preschool modification: Number the cups or use a set of nesting cups to make stacking in the correct order easier.

## Helpful Definitions:

“Mourn” – to be very, very sad




# VERSE

---

"Blessed are those who mourn, for they shall be comforted."

Matthew 5:4



Week #3

# LARGE GROUP

---

Matthew 5:4

## Passage:

"Blessed are those who mourn, for they shall be comforted."

## Hand Motions:

- "Blessed" – sign language for "blessed"
- "Are those who mourn" – tears or sad face
- "For they shall be comforted" – hug yourself

## Teaching:

Last week we learned that people in God's Kingdom... **Confess they need Him!** We placed the first jewel on our crown, which says "Blessed are the poor in spirit," or those who see their need for God and decide to love and trust Him. Can anybody remember what the word "blessed" means? Blessed means that God's children are living the best life. When God's children live how God tells them to and follow His commands, they live the best life.

Tonight, we're going to put the second jewel in our crown. It says "Blessed are those who mourn." The word "mourn" means to be very, very sad. When somebody is mourning, they're not just sad from having a bad day or because they got in trouble with their parents. When a person is mourning, they are usually thinking about something very serious and hard. This type of sadness doesn't go away in a few hours, a few days, or even a few weeks. It lasts a long time.

In this verse, Jesus is saying that people who mourn their sin are blessed. Does this mean that they are sad for just a little bit? No! If they are mourning their sin, it means that they are really sad about the ways they have disobeyed God.

When a person sins, it separates them from God. Think about a time you disobeyed your parents. Maybe you lied about sneaking a treat out of the pantry, or you hid the truth from them about something that happened at school. Did this make you feel close to your parents or far away? It made you feel far away because it separated you from them and put a distance between you. In the same way, we are separated or far from God because we have



# LARGE GROUP

---

Matthew 5:4

sinned against Him. God's children mourn their sin because they know they failed to obey God and it has caused them to be far from Him.

The second part of our verse says that those who mourn "shall be comforted." When a person mourns their sin, or is very sad about disobeying God, and confesses their need for a Savior, God comforts them by forgiving them! Instead of staying distant or disconnected from His people when they sin, God gets close to them. When a person is sad about their sins and asks God to forgive them, God's forgiveness is a comfort.

Can a person do anything to earn God's forgiveness? No! God gives forgiveness freely and forever for all who call out to Him and confess their need for Him. This is a comfort for God's children! God's children are able to live the best life that God has planned for them when they ask for God to forgive them for their sins and are comforted by His forgiveness. "Blessed are those who mourn, for they shall be comforted!"

## Summary:

- **Mourning means to be very sad.**
- **God's children mourn their sin because they love God!**
- **When a person is sad about their sins and asks God to forgive them, God's forgiveness is a comfort.**



# SMALL GROUP

---

Matthew 5:4

**“Blessed are those who mourn, for they shall be comforted.”**

**1. What new word did we learn tonight?**

Mourn

**2. What does the word mourn mean?**

It means to be very, very sad.

**3. What does it mean for God’s children to mourn sin?**

It means they are very, very sad about the ways they have disobeyed God.

**4. What happens to a person’s relationship with God when they sin?**

It separates them from God.

**5. How does God comfort His children when they mourn their sin?**

By drawing near to them and forgiving them freely and forever!

\*Deeper discussion for older classes: Find James 4:6-10 and Psalm 86:5 in your Bibles and read them out loud. According to James 4, what sort of people does God oppose? Who does God give grace to? Do you think this verse is saying we should never laugh or does it mean something else? In Psalm 86:5, how does God respond when people call on Him? Have you called on the Lord to rescue you from your sin?\*

**Summary:**

- Mourning means to be very sad.
- God’s children mourn their sin because they love God!
- When a person is sad about their sins and asks God to forgive them, God’s forgiveness is a comfort.



**Week #3**



**Week #4**

# CURRICULUM OVERVIEW

---

Matthew 5:5

**“Blessed are the meek, for they shall inherit the earth.”**

## Opening Activity: Cupstack

1. Write a word or phrase from the verse on each plastic cup.
2. Have kids work together to stack the cups.
3. To make this more challenging, hide the cups around the room or add a relay element!

\*Preschool modification: Number the cups or use a set of nesting cups to make stacking in the correct order easier.

## Memory Verse Folders:

Pass out a folder to each child and explain that as we learn a new verse each week, they'll have a chance to write it out or draw a picture of what it means.

## Memory Verse Activity: Card Hunt

1. Write a word or phrase from the verse on each index card. Repeat with another set of cards and mark with a different symbol or color to differentiate between the two copies.
2. Hide the sets of cards around the classroom and send kids out in two teams to find them!
3. Once they're all found, have teams work together to arrange them in the correct order.

\*Preschool modification: number the cards to make sorting in the correct order easier and have the whole class work together as one team.

## Helpful Definitions:

“Meek” – to give into or follow someone else's plans



**Week #4**




# VERSE

---

"Blessed are the meek, for they shall inherit the earth."

Matthew 5:5



Week #4

# LARGE GROUP

---

Matthew 5:5

## Passage:

"Blessed are the meek, for they shall inherit the earth."

## Hand Motions:

- "Blessed" – sign language for "blessed"
- "Are the meek" – arms open
- "For they shall inherit the earth" – make circle slowly with arms

## Teaching:

We've spent the last few weeks learning about the beatitudes that Jesus taught to a crowd from the side of a mountain. Last week we learned that those who mourn are blessed because they realize their sin and are comforted by God's forgiveness. Tonight we're going to add another jewel to our crown.

Our crown says, "People in God's Kingdom **confess their need for Him**" and tonight we are adding a jewel that says, "Blessed are the meek." The word "meek" means to give in to something— or someone—else!

God made everything in the world, and because God made everything, God is in charge of everything. He knows what is best for His people as well as the best way for them to live.

If God's children had to figure out how to obey God on their own, they would be in trouble. But God didn't leave us to do it on our own: He gave us the Holy Spirit to be our Helper! After Jesus rose from the dead, He went to Heaven to be with God the Father. As He was leaving, He promised to send a Helper. The Helper is also called the Holy Spirit! God gives the Holy Spirit to all who loved and trusted Jesus.

The Holy Spirit helps God's children do lots of things, like tell other people about Jesus and pray to God. The Holy Spirit also helps God's children hear from God. It helps them know what God is telling them to do so they can obey God. God gives the Holy Spirit to all who love and trust Jesus.



# LARGE GROUP

---

## Matthew 5:5

When this verse says, “blessed are the meek,” it is saying blessed are those who listen to the Holy Spirit. They are living the best life because they are listening to God and obeying Him! The world thinks it’s best to make your own choices and do what you want all of the time, even if it disobeys God or hurts other people. But when a person loves and trusts Jesus, they are meek. This means they know God is in charge and they follow His plans, not their own.

The last part of our verse says, “for they shall inherit the earth.” Jesus promised that one day He will return to the earth. Right now, all of God’s children are still waiting for Jesus to return. **Point to the icon for God’s people waiting on the wall.** When Jesus returns, all of God’s children will also get to enjoy the earth with Jesus when He makes all the world as it should be.

Let’s say our verse all together: “Blessed are the meek, for they shall inherit the earth!”

### Summary:

- When a person is meek, it means they follow someone else’s plans.
- God gives His children the Holy Spirit to help them obey Him.
- When Jesus returns, God’s children will enjoy the world with Him!



# SMALL GROUP

---

Matthew 5:5

**“Blessed are the meek, for they shall inherit the earth.”**

**1. What new word did we learn tonight? What does it mean?**

Meek; it means to follow someone else's plans.

**2. Why does God know the best way for His children to live?**

Because He made everything and is in charge of everything, He knows the best way for His children to live.

**3. Did God leave His children to figure out how to obey on their own?**

No! He gave them the Holy Spirit to help them obey God.

**4. What promise does God make for those who are meek? What does that mean?**

They will inherit the earth. When Jesus returns, God's children will enjoy the world with Him!

**5. What does this verse mean when it says “blessed are the meek”?**

It means the best life is when we follow God's plans instead of our own

\*Deeper discussion for older classes: Find Psalm 37:1-11 in your Bibles and read it out loud. In Psalm 37, what are the people tempted to fret about? Who are they called to trust instead? How does trusting God change how they respond to evil? What blessing does God give the meek? What would it look like for you to trust God and submit to Him, even when things are hard?\*

**Summary:**

- When a person is meek, it means they follow someone else's plans.
- God gives His children the Holy Spirit to help them obey Him.
- When Jesus returns, God's children will enjoy the world with Him!



**Week #4**



**Week #5**

# CURRICULUM OVERVIEW

---

Matthew 5:6

**“Blessed are those who hunger and thirst for righteousness, for they shall be satisfied.”**

## Opening Activity: Card Hunt

1. Write a word or phrase from the verse on each index card. Repeat with another set of cards and mark with a different symbol or color to differentiate between the two copies.
2. Hide the sets of cards around the classroom and send kids out in two teams to find them!
3. Once they're all found, have teams work together to arrange them in the correct order.

\*Preschool modification: number the cards to make sorting in the correct order easier and have the whole class work together as one team.

## Memory Verse Folders:

Pass out a folder to each child and explain that as we learn a new verse each week, they'll have a chance to write it out or draw a picture of what it means.

## Memory Verse Activity: Ping-Pong Relay

1. Write a word or phrase from the verse on each ping-pong ball.
2. Set ping-pong balls on one side of the room and a muffin tin and spoon on the other.
3. Have kids split into two teams and compete to bring back all the ping-pong balls on a spoon and then sort them into the right order.

\*Preschool modification: Use colorful ping-pong balls and place a matching piece of paper in each slot of the muffin tin to help kids place them in the correct order. Have the kids work as one team to grab a ping-pong ball, walk it back on the spoon, and then match it to the color in the muffin tin.

## Helpful Definitions:

“Righteous” – to be in right relationship with God



Week #5

# VERSE

---

"Blessed are those who hunger and thirst for righteousness, for they shall be satisfied."

Matthew 5:6



Week #5

# LARGE GROUP

---

Matthew 5:6

## Passage:

"Blessed are those who hunger and thirst for righteousness, for they shall be satisfied."

## Hand Motions:

- "Blessed" – sign language for "blessed"
- "Are those who hunger and thirst" – rub stomach
- "For righteousness" – sign language for "righteousness"
- "For they shall be satisfied" – drink from a pretend cup

## Teaching:

We've spent the last few weeks learning about the beatitudes that Jesus taught a crowd from the side of a mountain. Last week we learned that those who are meek are blessed because they listen to the Holy Spirit to help them obey God. Tonight we're going to add another jewel to our crown.

Our crown says, "The people in God's Kingdom **confess they need Him**" and tonight we are adding a jewel that says, "Blessed are those who hunger and thirst for righteousness."

Have you ever wanted something really badly? Maybe it was a toy you wanted for Christmas or a special treat you wanted from your parents, but think about something that you wanted so badly that you would do anything to get it. You might have wanted it so badly that it was all you could think about and all you could talk about.

The first part of this verse says, "Blessed are those who hunger and thirst," and it's talking about a person who is wanting something so badly that it is all they can think about and all they can talk about. They are so hungry for this thing that it is consuming their life! What is it that this verse says they hunger and thirst for? Righteousness.

**When somebody is righteous, it means they are in right relationship with God.** Based on everything we've learned the past few weeks, can you think of how





# LARGE GROUP

---

## Matthew 5:6

somebody can be in right relationship with God? **Because Jesus came to save sinners!**

Because Jesus died on the cross, anyone who loves and trusts Him is forgiven and invited into God's Kingdom. Does this mean they'll start obeying God perfectly? No! God's children still sin, but God always forgives them and never stops loving them. This is why the people in God's kingdom confess they need Him!

This verse says, "Blessed are those who hunger and thirst for righteousness," which means that those who want a right relationship with God more than anything else are living the best life! The last half of our verse says, "for they shall be satisfied." There are a lot of things that we ask God for, but that doesn't mean He answers all of our prayers the exact way that we want Him to. This request is different! When we long for righteousness, God wants to give us a right relationship with Him!

God's children can be in a right relationship with God now, but when Jesus returns and makes everything new, God's children will get to enjoy Him fully! Their relationship with God will no longer be interrupted by sin or death or sadness. God will answer the prayers of those who want righteousness by satisfying their desire in Him! God's children wait for this day with joy and expectation.

"Blessed are those who hunger and thirst for righteousness for they shall be satisfied!"

### Summary:

- **To hunger and thirst means to want something more than anything else.**
- **Righteousness means having a right relationship with God.**
- **God answers prayers for righteousness.**



# SMALL GROUP

---

Matthew 5:6

**“Blessed are those who hunger and thirst for righteousness, for they shall be satisfied.”**

**1. What does this first section of our crown say?**

The people in God’s Kingdom confess they need Him!

**2. What does it mean for somebody to be righteous?**

It means they are in right relationship with God.

**3. How does a person have a right relationship with God?**

Because Jesus died on the cross, anyone who loves and trusts Him is forgiven and invited into a right relationship with God.

**4. If a person is righteous, does it mean that they never sin?**

No, God’s children still sin, but God always forgives them and never stops loving them. The people in God’s kingdom want to obey God and confess that they need Him!

**5. Will God answer His children’s prayer when they ask for righteousness?**

Yes! God’s children can be in a right relationship with God now and will enjoy Him fully when He returns!

\*Deeper discussion for older classes: Find Psalm 63:1–8 and 2 Timothy 2:22 in your Bibles and read them out loud. How does Psalm 63 relate to hunger and thirsting for righteousness? Who is the writer seeking for? How does he describe his need for God? How does he respond to God’s goodness? What does 2 Timothy say to flee? What does it say to pursue instead? What would it look like for you to pursue righteousness?\*

**Summary:**

- To hunger and thirst means to want something more than anything else.
- Righteousness means having a right relationship with God.
- God answers prayers for righteousness.





**Week #6**

# CURRICULUM OVERVIEW

---

Matthew 5:7

**“Blessed are the merciful, for they shall receive mercy.”**

## Opening Activity: Ping-Pong Relay

1. Write a word or phrase from the verse on each ping-pong ball.
2. Set ping-pong balls on one side of the room and a muffin tin and spoon on the other.
3. Have kids split into two teams and compete to bring back all the ping-pong balls on a spoon and then sort them into the right order.

\*Preschool modification: Use colorful ping-pong balls and place a matching piece of paper in each slot of the muffin tin to help kids place them in the correct order. Have the kids work as one team to grab a ping-pong ball, walk it back on the spoon, and then match it to the color in the muffin tin.

## Memory Verse Folders:

Pass out a folder to each child and explain that as we learn a new verse each week, they'll have a chance to write it out or draw a picture of what it means.

## Memory Verse Activity: Pogo Stick Relay

1. Write a word or phrase from the verse onto each popsicle stick.
2. Set the popsicle sticks on one side of the room and line kids up on the other side.
3. Let the kids take turns hopping on a pogo stick to grab a popsicle stick and bring it back to their team.
4. Once all the popsicle sticks are back, work together to sort them in the right order. Older classes can turn this into competition between two teams to see who finishes first!

\*Preschool modification: Number the popsicle sticks to help the class put them in the right order. Instead of using pogo sticks, you can hide the popsicle sticks around the classroom and have the class find them together or you can do a simplified relay (tip-toes, crawling, hopping, etc.).

## Helpful Definitions:

“Mercy” – to not give someone the punishment they deserve




**Week #6**

# VERSE

---

"Blessed are the merciful, for they shall receive  
mercy."

Matthew 5:7



# LARGE GROUP

---

Matthew 5:7

## Passage:

"Blessed are the merciful, for they shall receive mercy."

## Hand Motions:

- "Blessed" – sign language for "blessed"
- "Are the merciful" – sign language for "mercy"
- "For they shall receive" – bring hands in
- "Mercy" – sign language for "mercy"

## Teaching:

Last week, we finished building the first section of our crown. Will you complete the sentence for me? "The people in God's kingdom..." **"Confess they need Him!"** God's people know that on their own, they cannot change their sick, sinful hearts. They are poor in spirit, which means they know they need a rescuer. That rescuer is Jesus!

Today, we're going to add a new section to our crown! The people in God's kingdom know they need Him AND... **they show His love to others.** \*add second piece to the crown.\*

How do the people in God's kingdom show His love? Today's verse tells us one way: being "merciful." \*add jewel to crown\*

Mercy means not giving someone the punishment they deserve. When someone disobeys or breaks rules, they usually receive a consequence. If a kid in class stole your toy, it would be fair for your teacher to take away one of their toys for the rest of the day as a punishment. If an adult stole someone else's money, it would be fair for a police officer to send them to jail.

We've already learned that we're all born with sick, sinful hearts. We all disobey and break God's rules, which means it would be completely fair for Him to punish us. The punishment we deserve for sin is death, which is much more serious than a toy being taken away or spending some time in jail. But God is merciful! He sent Jesus to die on the cross and take the punishment His people de-



# LARGE GROUP

---

Matthew 5:7

served.

Because God's people have received mercy, they can give mercy to others too! They can choose not to punish someone else, even if they deserve it.

What would it look like for you to show someone mercy? Let's imagine that your brother or sister did something rude. Maybe they made fun of your Lego tower or stuck their tongue out at you and made you upset. You might want to say something mean back to them, go tattle on them, or stick your tongue out too! That might even feel like the fair thing to do!

But if you're part of God's kingdom, you can choose a different response. You can remember your own sick heart and how Jesus died to take your punishment even though He didn't deserve it. And then you can pray and ask the Holy Spirit to help you! With God's help you can take a deep breath and use kind words to talk to your brother or sister.

(\*Optional: share a personal, age-appropriate story of a time you received mercy and how it felt to receive it\*)

The Bible promises that if we show mercy to others, God will show mercy to us! This isn't because we can earn God's forgiveness by being really nice to others—not at all! It's because showing mercy is proof that God has given you a new, healthy heart. God's people show mercy because they've already received mercy.

"Blessed are the merciful, for they shall receive mercy."

## Summary:

- The people in God's kingdom show His love to others.
- Mercy is not giving someone the punishment they deserve.
- God's people show mercy because they've received mercy.



# SMALL GROUP

---

Matthew 5:7

**“Blessed are the merciful, for they shall receive mercy.”**

**1. What new section did we add to our crown?**

The people in God’s kingdom show His love to others!

**2. What word did we learn tonight (preschool hint: it starts with an m, elementary hint: it was on the attribute wall)?**

Mercy/merciful

**3. What does it mean to show mercy or be merciful? Can you give an example?**

To not give someone the punishment they deserve; allow time for examples.

**4. What punishment does everyone deserve? Why?**

The punishment for sin is death, and everyone deserves it because everyone has sinned!

**5. How has God shown mercy? How do God’s people respond?**

God sent Jesus to die on the cross and take the punishment His people deserved! God’s people respond by showing mercy to others, with God’s help.

\*Deeper discussion for older classes: Find Titus 3:1–7 and James 2:12–13 in your Bibles and read them out loud. What does Titus 3:3 say about our hearts before joining God’s Kingdom? What reason do verses 4–5 give for why God chooses to save people? How does that change the way we respond to others? What does James 2 say about people who refuse to show mercy? Is there someone you struggle to be merciful towards?\*

**Summary:**

- The people in God’s kingdom show His love to others.
- Mercy is not giving someone the punishment they deserve.
- God’s people show mercy because they’ve received mercy.







**Week #7**

# CURRICULUM OVERVIEW

---

Matthew 5:8

**“Blessed are the pure in heart, for they shall see God.”**

## Opening Activity: Pogo Stick Relay

1. Write a word or phrase from the verse onto each popsicle stick.
2. Set the popsicle sticks on one side of the room and line kids up on the other side.
3. Let the kids take turns hopping on a pogo stick to grab a popsicle stick and bring it back to their team.
4. Once all the popsicle sticks are back, work together to sort them in the right order. Older classes can turn this into competition between two teams to see who finishes first!

\*Preschool modification: Number the popsicle sticks to help the class put them in the right order. Instead of using pogo sticks, you can hide the popsicle sticks around the classroom and have the class find them together or you can do a simplified relay (tip-toes, crawling, hopping, etc.).

## Memory Verse Folders:

Pass out a folder to each child and explain that as we learn a new verse each week, they'll have a chance to write it out or draw a picture of what it means.

## Memory Verse Activity: Stepping Mats or Matching Game

1. Stepping mats: Write a word or phrase from the verse on each stepping mat. Place the mats out in the room, close enough that the kids can step or jump from one to another. Ask each child to walk/jump on the mats in order as they say the verse out loud.
2. Matching game: Create two sets of matching cards with a word or phrase from the verse on each card, along with a color or picture for preschool classes (i.e. yellow star, green circle, etc.). Turn the cards upside down and have the class take turns flipping two cards over at a time until they've found all the matching cards. Older classes can arrange the cards in order!

## Helpful Definitions:

“Pure” — clean and right

“Heart” — what someone knows, loves, and chooses to do




**Week #7**

# VERSE

---

"Blessed are the pure in heart, for they shall see  
God."

Matthew 5:8



Week #7

# LARGE GROUP

---

Matthew 5:8

## Passage:

"Blessed are the pure in heart, for they shall see God."

## Hand Motions:

- "Blessed" – sign language for "blessed"
- "Are the pure" – wipe hand across other hand, like wiping clean
- "In heart" – hands over heart
- "For they shall see" – point to eyes
- "God" – point up

## Teaching:

Last week, we began learning about how the people in God's kingdom **show His love to others**. We learned a word that starts with an m— does anyone remember it? **Mercy/merciful**. Yes, mercy! Mercy is not giving someone the punishment they deserve. God showed His people mercy by sending Jesus to die on the cross and take the punishment for their sins. Because they've received mercy, God's people can show others mercy too! They can ask God for help and show others kindness, even when they don't deserve it.

This week, we're learning how God blesses "the pure in heart." **\*add jewel to crown\***

What do you think of when you hear the word "heart?" (**elementary: take a few answers from the room**). Maybe you think of Valentine's Day or a picture you might draw for someone you really like! These are good ways to think about the word "heart," but Jesus is talking about something a bit different. When Jesus talks about someone's heart, He's talking about what kind of person they are. Our heart represents what we know, what we love, and what we choose to do!

The word "pure" means clean or right. So Jesus says that the people in His kingdom have clean or right hearts.

Last week, we gave the example of your brother or sister being mean to you and saying something rude. We talked about how you might want to tattletale on them or say something unkind too. But God asks His children to show mercy! You can ask God for help and then choose to speak kindly, even when your brother or sister

# LARGE GROUP

---

## Matthew 5:8

doesn't deserve it.

This is a good example of obeying God with our words and actions. God loves when His children do that! But God also wants His children to obey Him with their hearts.

Let's go back to that example of your brother or sister and see what you think:

What if you choose to show mercy by not saying something rude or tattling on them? What if you even help them with one of their chores? You're showing mercy even though they don't deserve it! But, what if... while you're saying kind words and doing kind things... all you're thinking about is how annoying they are and how you're so much nicer than them. If only they could be as AMAZING as you!

Do you think that is what a pure, clean heart looks like? **No!!** On the outside, you might look like you're being so merciful! But on the inside, you're not. Your heart doesn't match your actions. A pure heart would look like really showing mercy to your brother or sister, not just doing nice things while thinking mean thoughts.

(\*Illustration for elementary: bring an opaque cup that looks very clean on the outside, but make it dirty on the inside and talk about Jesus' words in Matthew 23\*).

Jesus wants His people to have pure hearts! He doesn't want them to pretend to love God and love others. He wants them to obey God with what they know, what they love, and what they choose to do. Do you think it's possible to do this without God's help? No, of course not! The Holy Spirit gives God's children new, healthy hearts. It's only with these new hearts that we can actually love others and "see God" like Jesus promises!

### Summary:

- The people in God's kingdom show His love to others.
- God wants our hearts to match our actions.
- The pure in heart will see God!



# SMALL GROUP

---

Matthew 5:8

**“Blessed are the pure in heart, for they shall see God.”**

**1. What does Jesus mean when He talks about someone’s “heart”?**

What kind of person they are; what they know, what they love, and what they choose to do

**2. What example did the teacher give during the lesson? What did you think about it?**

\*talk about the story where someone acted merciful on the outside but was being unkind with their thoughts\*

**3. What does a pure heart look like?**

Our hearts matching our actions; really loving God with what we know, love, and choose to do

**4. Can we do this on our own? Who can help us have pure hearts?**

No; the Holy Spirit

**5. What does Jesus promise to the pure-hearted? What does that mean?**

They’ll see God; it means to know and understand Him in a special way

\*Deeper discussion for older classes: Find Matthew 23:1-13 and Matthew 23:25-28 in your Bibles and read them out loud. Who is speaking in these verses? Who is He speaking about? What do their outside actions look like? What do their hearts look like? What two examples does He use to explain this problem? What would it look like for them to have pure hearts? Who should they look to for help? What about you?\*

**Summary:**

- The people in God’s kingdom show His love to others.
- God wants our hearts to match our actions.
- The pure in heart will see God!





**Week #8**

# CURRICULUM OVERVIEW

---

Matthew 5:9

**“Blessed are the peacemakers, for they shall be called sons of God.”**

## Opening Activity: Stepping Mats or Matching Game

1. Stepping mats: Write a word or phrase from the verse on each stepping mat. Place the mats out in the room, close enough that the kids can step or jump from one to another. Ask each child to walk/jump on the mats in order as they say the verse out loud.
2. Matching game: Create two sets of matching cards with a word or phrase from the verse on each card. Turn the cards upside down and have the class take turns flipping two cards over at a time until they've found all the matching cards and placed them in order.

\*Preschool modification: Include a color or picture on the matching cards for preschool classes (i.e. yellow star, green circle, etc.) and have the teachers arrange the cards in order once they've found all the matches!

## Memory Verse Folders:

Pass out a folder to each child and explain that as we learn a new verse each week, they'll have a chance to write it out or draw a picture of what it means

## Memory Verse Activity: Bouncy Ball Relay

1. Write a word or phrase from the verse onto each popsicle stick.
2. Set the popsicle sticks on one side of the room and line kids up on the other side.
3. Let the kids take turns hopping on a bouncy ball to grab a popsicle stick and bring it back to their team.
4. Once all the popsicle sticks are back, work together to sort them in the right order. Older classes can turn this into competition between two teams to see who finishes first!

\*Preschool modification: Number the popsicle sticks to help the class put them in the right order. Instead of using bouncy balls, you can hide the popsicle sticks around the classroom and have the class find them together or you can do a simplified relay (tip-toes, crawling, hopping, etc.).

## Helpful Definitions:

“Peacemaking” – making things right with others, as far as it depends on you



**Week #8**




# VERSE

---

"Blessed are the peacemakers, for they shall be called sons of God."

Matthew 5:9



Week #8

# LARGE GROUP

---

Matthew 5:9

## Passage:

"Blessed are the peacemakers, for they shall be called sons of God."

## Hand Motions:

- "Blessed" – sign language for "blessed"
- "Are the peacemakers" – peace signs then make fists and stack them
- "For they shall be called" – phone
- "Sons" – pat heads
- "of God" – point up

## Teaching:

We're learning how the people in God's kingdom **show His love to others**. Jesus says that loving others is the best way to live! We've learned that God's people show mercy, which means not giving people the punishment they deserve. God's people also have pure hearts, which means their hearts match their actions. They don't just pretend to love God and other people— they really do!

Today we're going to learn how the people in God's kingdom are peacemakers! **\*add jewel to crown\***

Peacemaking means making things right with others. Because of sin, our relationships with other people are not always how they should be. People fight and feel angry with each other instead of living at peace. One day, Jesus will come back and make everything right, even all the fighting! But while they wait for that day, God's people make peace by taking action where they can.

Raise your hand if you've ever fought with someone or been frustrated with them. If you raised your hand, then you've been in a situation that needed a peacemaker. If you belong to God's kingdom, that peacemaker can be you!

A lot of times, our own sin breaks the peace. Let's think of a situation where that might be true. **(\*option for elementary: invite two kids or a volunteer to act out these scenes\*)** Imagine that one of your friends won an award or prize, and maybe it was something you really wanted. You might feel sad that you didn't win it. Maybe you say something rude to your friend because you're jealous. Did your friend sin by



# LARGE GROUP

---

## Matthew 5:9

winning something good? Of course not! It's not wrong for her to win a prize. In that situation, you sinned by being jealous and saying something unkind. So what would it look like to be a peacemaker? Making peace would look like asking God for help, apologizing to your friend, and celebrating with her instead of being jealous!

Sometimes, someone else's sin breaks the peace. Let's imagine that kind of situation together. Maybe your friend was talking during class while you were trying to focus and then blamed you when the teacher corrected him. You might feel sad that he lied and upset that he got you in trouble for something you didn't do. Whose sin broke the peace? His. But you can still be the peacemaker! You can choose to show mercy to your friend and forgive him. And then instead of avoiding him or saying something unkind, you can go directly to him and say, "It made me really sad when you blamed me for talking in class. Next time, can you please tell the truth? I forgive you, and I want to still be your friend."

Whether your sin broke the peace or someone else's, your friend may not respond the way you want them to— they might want to stay angry or keep doing the wrong thing. God doesn't ask us to control how other people respond. He asks us to make peace where we can and trust that He is in charge!

Making peace is not always popular or easy. It might feel easier to get revenge or avoid people that make us mad. The world does not think this is the best way to live! But God's people remember that Jesus is the true peacemaker. Our sin broke the peace with God and separated us from Him. Jesus was innocent and had perfect peace with God! He died on the cross and rose again so we could know God and have peace with Him, too.

The Holy Spirit helps God's people live like Jesus. He helps them show mercy, even when others deserve punishment. He helps them have pure hearts, instead of just pretending. And He helps them make peace, as far as it depends on them. God's people show His love to others!

### Summary:

- **Peacemaking means making things right with others.**
- **Jesus died and rose again so we could have peace with God.**
- **God's people show His love to others.**



# SMALL GROUP

---

Matthew 5:9

**“Blessed are the peacemakers, for they shall be called sons of God.”**

**1. What does it mean to make peace or to be a peacemaker?**

Making things right with others, as far as it depends on you.

**2. What breaks the peace we have with other people? Can you remember the examples we talked about in large group?**

Sin, ours or someone else's. (Talk through examples).

**3. How should God's people respond when their sin breaks the peace?**

Ask God for help, apologize to the other person, and ask for forgiveness.

**4. How should God's people respond when someone else's sin breaks the peace?**

Ask God for help, talk directly to the person, and offer forgiveness.

**5. How can we have peace with God?**

Jesus was the ultimate peacemaker. He was totally innocent and perfect, but He died to take the punishment we deserved so we could have peace with God again!

\*Deeper discussion for older classes: Find Romans 12:14-18 and Ephesians 2:13-16 in your Bibles and read them out loud. What does Romans 12 say about making peace? Can we control how other people respond? Who is Ephesians 2 talking about? How did He make peace? How does remembering what He did change the way we respond to others? How could you be a peacemaker this week?\*

**Summary:**

- Peacemaking means making things right with others.
- Jesus died and rose again so we could have peace with God.
- God's people show His love to others.





**Week #9**

# CURRICULUM OVERVIEW

---

Matthew 5:10

**“Blessed are those who are persecuted for righteousness’ sake, for theirs is the kingdom of heaven.”**

## Opening Activity: Bouncy Ball Relay

1. Write a word or phrase from the verse onto each popsicle stick.
2. Set the popsicle sticks on one side of the room and line kids up on the other side.
3. Let the kids take turns hopping on a bouncy ball to grab a popsicle stick and bring it back to their team.
4. Once all the popsicle sticks are back, work together to sort them in the right order. Older classes can turn this into competition between two teams to see who finishes first!

\*Preschool modification: Number the popsicle sticks to help the class put them in the right order. Instead of using bouncy balls, you can hide the popsicle sticks around the classroom and have the class find them together or you can do a simplified relay (tip-toes, crawling, hopping, etc.).

## Memory Verse Folders:

Pass out a folder to each child and explain that as we learn a new verse each week, they’ll have a chance to draw it or write it out.

## Memory Verse Activity: Cupstack

1. Write a word or phrase from the verse on each plastic cup.
2. Have kids work together to stack the cups.
3. To make this more challenging, hide the cups around the room or add a relay element!

\*Preschool modification: Number the cups or use a set of nesting cups to make stacking in the correct order easier.

## Helpful Definitions:

“Endure” – to keep going, even when it’s hard

“Persecute” – to treat someone very badly because of what they believe




**Week #9**

# VERSE

---

**"Blessed are those who are persecuted for righteousness' sake, for theirs is the kingdom of heaven."**

Matthew 5:10



Week #9

# LARGE GROUP

---

Matthew 5:10

## Passage:

"Blessed are those who are persecuted for righteousness' sake, for theirs is the kingdom of heaven."

## Hand Motions:

- "Blessed" – sign language for "blessed"
- "Are those who are persecuted" – angry pointing finger
- "For righteousness' sake" – sign language for "righteousness"
- "For theirs is the kingdom of heaven" – crown then sign language for "heaven"

## Teaching:

All semester, we've been learning how God's people live in His kingdom! Following Jesus is the best way to live, even when it doesn't seem like it to everyone else. We've learned that the people in God's kingdom **confess that they need Him, show His love to others** ... and now we're going to add the last big piece to our crown!

The people in God's kingdom **"endure in hard times!"** \*add final piece to crown\* To "endure" means to keep going. It takes endurance to climb a tall mountain or run a long race because your body gets tired and wants to stop, even though you know it's worth it to keep going. In the same way, God's people keep obeying Him, even when it's hard, and Jesus says they're blessed! It's always worth it to follow Jesus.

Today's verse is about people who are "persecuted for righteousness' sake." To persecute someone means to treat them badly because of what they believe. Persecution could look like hurting someone's body or saying very mean things to them. Being persecuted for "righteousness' sake" means being hurt because you believe in Jesus! Sometimes people who don't love and trust Jesus feel angry at God's people and try to hurt them or even kill them.

The Bible tells lots of stories about people who were persecuted. Shadrach,



# LARGE GROUP

---

Matthew 5:10

Meshach, and Abednago are one example from the Old Testament! (\*optional: show an illustration of this story\*) The king told them they would be tossed into a furnace if they didn't bow down to a golden statue. Shadrach, Meshach, and Abednago said they would only bow down to God, no matter what. The king did throw them into the furnace, but God protected them! The king was so amazed by this miracle that he praised God!

Many years later, after Jesus died and rose again, a man named Paul used to persecute Christians. (\*optional: show an illustration of this story\*) He was very angry with them and tried to put them in jail. But then God stopped Paul on the road to Damascus and traded his sick heart for a new, healthy heart! Instead of hating Jesus, Paul started loving Jesus. Instead of persecuting Christians, Paul was persecuted with them. He was thrown into jail for his faith, just like he used to throw other Christians into jail! Even when he was persecuted, he never stopped believing in Jesus.

We might hear those stories and think, "That's scary! I don't want to be persecuted. It must not be very good to follow Jesus." But Jesus says that people who are persecuted for His sake are blessed! That doesn't mean that it's good to get hurt. If someone is hurting you, you should always tell a grown-up you trust and ask for help. Jesus is saying that obeying Him will always lead to the most joy, even if it means that hard or scary things happen. People who endure and keep loving Jesus no matter what belong to His kingdom, and His kingdom is better than anything else!

**\*walk over to the crown\*** The people in God's kingdom **confess they need Him, show His love to others,** and **endure in hard times.**

## Summary:

- Persecution is when someone is treated very badly because of what they believe.
- Obeying Jesus will always lead to the most joy.
- The people in God's kingdom endure in hard times.



# SMALL GROUP

---

Matthew 5:10

**“Blessed are those who are persecuted for righteousness’ sake, for theirs is the kingdom of heaven.”**

**1. What piece did we add to the crown tonight?**

The people in God’s kingdom endure in hard times

**2. What does it mean to endure? Can you think of an example?**

To keep going, even when it’s hard. Examples: climbing a mountain, running a race, swimming across a really big pool, finishing challenging homework, etc.

**3. What does it mean to be persecuted?**

To be treated very badly because of what you believe.

**4. Can you give some examples of people in the Bible who were persecuted?**

Examples: the Jewish people under leaders like Pharaoh and Haman; Shadrach; Meshach, and Abednago; Daniel; Stephen; Paul; etc.

**5. Why should God’s people endure (or keep going) even if they might be persecuted?**

Obedying Jesus always leads to the most joy, even if it means hard or scary things happen. Belonging to His kingdom is better than anything else!

\*Deeper discussion for older classes: Find 1 Peter 3:14–17, 1 Peter 4:12–16, and 1 Peter 4:19, and in your Bibles and read them out loud. What do these verses say about being persecuted or suffering? How is it similar to what Jesus says in Matthew 5? According to 1 Peter 3, how should Christians respond when they’re persecuted? Why does 1 Peter 4 say that they can rejoice? Do you know anyone who has suffered because of their faith in Jesus?\*

**Summary:**

- Persecution is when someone is treated very badly because of what they believe.
- Obeying Jesus will always lead to the most joy.
- The people in God’s kingdom endure in hard times.





**Week #10**

# CURRICULUM OVERVIEW

---

Matthew 5:11

**“Blessed are you when others revile you and persecute you and utter all kinds of evil against you falsely on my account.”**

## Opening Activity: Cupstack

1. Write a word or phrase from the verse on each plastic cup.
2. Have kids work together to stack the cups.
3. To make this more challenging, hide the cups around the room or add a relay element!

\*Preschool modification: Number the cups or use a set of nesting cups to make stacking in the correct order easier.

## Memory Verse Folders:

Pass out a folder to each child and explain that as we learn a new verse each week, they'll have a chance to draw it or write it out.

## Memory Verse Activity: Card Hunt

1. Write a word or phrase from the verse on each index card. Repeat with another set of cards and mark with a different symbol or color to differentiate between the two copies.
2. Hide the sets of cards around the classroom and send kids out in two teams to find them!
3. Once they're all found, have teams work together to arrange them in the correct order.

\*Preschool modification: Number the cards to make sorting in the correct order easier and have the whole class work together as one team.

## Helpful Definitions:

"Revile" — to call someone names or speak meanly to them

"Persecute" — to treat someone very badly because of what they believe

"Utter" — to say




Week #10

# VERSE

---

"Blessed are you when others revile you and persecute you and utter all kinds of evil against you falsely on my account."

Matthew 5:11



# LARGE GROUP

---

Matthew 5:11

## Passage:

"Blessed are you when others revile you and persecute you and utter all kinds of evil against you falsely on my account."

## Hand Motions:

- "Blessed" – sign language for "blessed"
- "Are you" – point out
- "When others revile you" – push arms away
- "And persecute you" – angry pointing finger
- "And utter all kinds of" – point to mouth
- "Evil against you" – thumbs-down
- "Falsely on" – X with arms
- "My account" – cross with arms

## Teaching:

Last week, we added the very last piece to our crown! Let's read it out together: "The people in God's kingdom **confess that they need Him, show His love to others, and endure in hard times.**"

To endure means to keep going. God's people keep following Jesus, even when it's hard! Jesus says that being in His kingdom will always bring the most joy.

(Elementary-only) Does anyone notice something different about this verse than the weeks before? Let me read the whole thing and see if you catch it.

"Blessed are **the** poor in spirit, for theirs is the kingdom of heaven.

Blessed are **those** who mourn, for they shall be comforted.

Blessed are **the** meek, for they shall inherit the earth.

Blessed are **those** who hunger and thirst for righteousness, for they shall be satisfied.

Blessed are **the** merciful, for they shall receive mercy.

Blessed are **the** pure in heart, for they shall see God.

Blessed are **the** peacemakers, for they shall be called sons of God.

Blessed are **those** who are persecuted for righteousness' sake, for theirs is the kingdom of heaven.



# LARGE GROUP

---

Matthew 5:11

Blessed are **YOU** when others revile you and persecute you and utter all kinds of evil against you falsely on my account."

Did anyone catch it? (allow time to answer)

Until now, Jesus has been describing different kinds of people by saying things like "the meek" and "those who mourn." But in today's verse, He says something different. He says, "blessed are YOU." \*point to the kids to emphasize this\* He's talking to the people listening to Him!

Let's think back to the very first lesson we learned together and remember who Jesus was speaking to. The Bible tells us that a large crowd had come to listen to Jesus. They might've heard about His powerful teaching or watched His incredible miracles like healing the sick. They might have come to see Jesus that day hoping He would do something amazing for them, too! I wonder what they felt when Jesus said "blessed are YOU..."? Maybe they expected to hear some exciting news!

They probably didn't think He would say "...when others revile you and persecute you and utter all kinds of evil against you falsely on my account." Jesus is telling them that other people will be very mean to them because they follow Him.

Jesus says that people might "revile" them, which means they might call them names or speak harshly to them. They might "persecute" them, which means they might treat them badly because of what they believe. And lastly, He says they might "utter all kinds of evil against you falsely on my account," which means that people might blame them for bad things they didn't actually do. The people in the crowd might've been sad or scared to hear this. No one enjoys being treated badly.

But Jesus says that they are blessed! This means that following Him is the best way to live, even when it's hard. Obeying Jesus is not always easy, and sometimes people will be very unkind. But people who belong to God's kingdom **endure in hard times**, which means they keep loving Jesus no matter what.

## Summary:

- Jesus told His followers that people might persecute them.
- Following Jesus is the best way to live, even when it's hard.
- God's people endure in hard times.



# SMALL GROUP

---

Matthew 5:11

**“Blessed are you when others revile you and persecute you and utter all kinds of evil against you falsely on my account.”**

**1. What was different about today’s verses from the weeks before?**

Jesus says “blessed are YOU”; Jesus was talking directly to the people in the crowd

**2. Who was Jesus talking to? Who came to listen to Him?**

Jesus was talking to a crowd of all sorts of people. His disciples were there, but there were also a lot of people who had heard about His teaching or His miracles.

**3. What does it mean to be reviled?**

To be called names or spoken to meanly

**4. What does it mean to be persecuted?**

To be treated very badly because of what you believe

**5. How do you think they felt when they heard this? Why does Jesus say that they are blessed?**

They might have felt scared or confused. Jesus says that following Him is the best way to live, even though it can be very hard. Belonging to His kingdom is better than anything else!

\*Deeper discussion for older classes: Find John 15:18–27 in your Bibles and read it out loud. How does Jesus say the world will feel about His followers? How does He say the world feels about Him? Why does He say they feel this way? Who does He say will be with them? What will the Holy Spirit do? How do you think His disciples felt when they heard this? Why do you think Jesus says that they’re blessed?\*

**Summary:**

- Jesus told His followers that people might persecute them.
- Following Jesus is the best way to live, even when it’s hard.
- God’s people endure in hard times.







**Week #11**

# CURRICULUM OVERVIEW

---

Matthew 5:12

**“Rejoice and be glad, for your reward is great in heaven, for so they persecuted the prophets who were before you.”**

## Opening Activity: Card Hunt

1. Write a word or phrase from the verse on each index card. Repeat with another set of cards and mark with a different symbol or color to differentiate between the two copies.
2. Hide the sets of cards around the classroom and send kids out in two teams to find them!
3. Once they're all found, have teams work together to arrange them in the correct order.

\*Preschool modification: Number the cards to make sorting in the correct order easier and have the whole class work together as one team.

## Memory Verse Folders:

Pass out a folder to each child and explain that as we learn a new verse each week, they'll have a chance to write it out or draw it in their folders.

## Memory Verse Activity: Ping-Pong Relay

1. Write a word or phrase from the verse on each ping-pong ball.
2. Set ping-pong balls on one side of the room and a muffin tin and spoon on the other.
3. Have kids split into two teams and compete to bring back all the ping-pong balls on a spoon and then sort them into the right order.

\*Preschool modification: Use colorful ping-pong balls and place a matching piece of paper in each slot of the muffin tin to help kids place them in the correct order. Have the kids work as one team to grab a ping-pong ball, walk it back on the spoon, and then match it to the color in the muffin tin.

## Helpful Definitions:

“Rejoice” – to celebrate

“Reward” – a treasure or prize, something valuable

“Persecute” – to treat someone badly because of what they believe

“Prophet” – someone who shares a message from God



**Week #11**

# VERSE

---

"Rejoice and be glad, for your reward is great in heaven, for so they persecuted the prophets who were before you."

Matthew 5:12



Week #11

# LARGE GROUP

---

Matthew 5:12

## Passage:

"Rejoice and be glad, for your reward is great in heaven, for so they persecuted the prophets who were before you."

## Hand Motions:

- "Rejoice and be glad" – happy dance
- "For your reward" – cheer, like reaching a finish line
- "Is great in heaven" – sign language for heaven
- "For so they persecuted" – angry pointing finger
- "The prophets" – shouting motion towards sky
- "Who were before you" – point forward with one finger
- "Matthew" – money sign

## Teaching:

Today we're going to finish memorizing the Beatitudes! We've learned so much together, so before we talk about our last verse, let's review what we already know!

**\*Pause halfway through each statement to see if the kids can finish it for you!\*** We've been learning from the book of... **Matthew**, which is a book of the Bible in the **New Testament**. Matthew was a **tax collector** who became one of Jesus' disciples. He followed Jesus and wrote down the amazing things Jesus said and did. One of the true stories Matthew wrote down was when Jesus spoke to a big crowd from a mountain. The Beatitudes were part of what Jesus said to that crowd!

To help us remember what we've been learning, we built a big crown and added a new piece every week. We started by building the bottom of the crown, which says "The people in God's kingdom." When Jesus talks about the people who are "blessed," He's talking about the people who love and trust Him! When someone loves and trusts Jesus, they are given a new, healthy heart and invited to join His perfect kingdom. There's nothing better than getting to be with Jesus!

Then we started talking about what the people in God's kingdom are like. The first piece of our crown says, "The people in God's kingdom... **confess they need Him!**" We learned about the poor in spirit, those who mourn, the meek, and those who hunger and thirst for righteousness. These are all ways of saying that God's people know they can't fix their sick hearts on their own. They know that God is the only one who can help them, and they admit that they need Him!



# LARGE GROUP

---

## Matthew 5:12

Then we added on the second piece, which says, “the people in God’s kingdom... **show His love to others!**” We learned about being merciful, which means not giving people the punishment they deserve; being pure in heart, which means really loving God and other people, not just pretending to; and being peacemakers, which means making things right with others, as far as it depends on you.

Lastly, we added on the third piece of our crown, which says, “the people in God’s kingdom... **endure in hard times!**” We learned about being persecuted and reviled, which means being treated very badly or called mean names because of what you believe. Jesus doesn’t promise that following Him will be easy, but He does promise that following Him is the best way to live.

Today’s verse tells us why God’s people can be joyful, even when life is hard! Jesus says they can “rejoice and be glad” because they have a great reward in heaven. He also says that when people are being mean to them, they can remember that they aren’t the only ones! People throughout history, including the prophets in the Old Testament, have been persecuted, and God has always been with them.

Let’s look at our crown together and think about each of these jewels on the top. Don’t answer this out loud, but think about it in your head. Who do these words describe the most? Who is the most meek, the most merciful, and the purest in heart? Who was persecuted, even to the point of death?

The answer is Jesus! He wore this crown better than anyone else. He is the one true King, and He lived a perfect life so He could bring us into His kingdom. Anyone who loves and trusts Him is blessed, not because they deserve it but because God is so good!

Let’s end by reading our entire crown together:

“The people in God’s kingdom **confess they need Him, show His love to others, and endure in hard times.**”

### Summary:

- God is always with His people when they are persecuted.
- Anyone who loves and trusts King Jesus is blessed.
- The people in God’s kingdom confess they need Him, show His love to others, and endure in hard times.



# SMALL GROUP

---

Matthew 5:12

**“Rejoice and be glad, for your reward is great in heaven, for so they persecuted the prophets who were before you.”**

**1. What book of the Bible have we been learning from? What do you remember about the author and the person who is speaking?**

Matthew; this book is in the New Testament; Matthew was a tax collector who became one of Jesus' disciples and followed Him around, writing down His teachings and miracles; Jesus said these words and He was speaking on a mountain to a crowd who'd come to listen to Him

**2. Do you remember all the pieces of the crown? (Optional: give kids a blank piece of paper and have them draw it from memory!)**

The people in God's kingdom confess they need Him, show His love to others, and endure in hard times.

**3. Why does Jesus say His followers should “rejoice and be glad?”**

They have a great reward in heaven, and they are not alone when they're persecuted

**4. Who lived out these Beatitudes better than anyone else? Why is that good news?**

King Jesus! Because He lived a perfect life, we can be invited into His kingdom and anyone who loves and trusts Him is blessed!

**5. What is one truth you want to remember from Matthew 5?**

*\*allow time to answer and share your own thoughts!\**

*\*Deeper discussion for older classes: Find Luke 12:32-34 and Hebrews 12:1-3 in your Bibles and read them out loud. What does Luke 12 say about God's kingdom? What does it say about the reward or treasure in heaven? What does Hebrews 12 say about enduring? Who should we look to when we feel like we want to quit? What did He endure? Has anything from the Beatitudes changed what you think, believe, or do?\**

**Summary:**

- God is always with His people when they are persecuted.
- Anyone who loves and trusts King Jesus is blessed.
- The people in God's kingdom confess they need Him, show His love to others, and endure in hard times.





**Week #12**

# COMPASS BOWL

---

You made it!

## Event:

For the last week of Compass Kids, we host a competition called the Compass Bowl! We decorate the space with pennant banners, have pom-poms ready for the kids to cheer on their teammates, and host a cookie cake after-party for the winning team.

## Preschool & Kinder:

For preschool and kinder, we keep the Compass Bowl fairly simple by setting up stations around the hallways.

Each station has an activity to do and a portion of the memory verse taped to the wall. When classes arrive at each station, they play a simplified version of a game from earlier in the semester (pogo-stick relay, hide-and-seek, etc.) or a fun new activity (crawling through a play tunnel, playing "The Floor is Lava," etc.). Once they complete the activity, they recite that piece of the verse together before they move on to the next one. We stagger the start-times so the classes aren't all at the same station. Once they finish all the stations, their last stop is a dance party where we play the full memory verse song, their class sings it together, and their teachers pop colorful confetti cannons!

## 1st-5th grades:

For older classes, the Compass Bowl is a competition! Feel free to pair up multiple grades or divide by gender to make more even team sizes.

Within each team, we divide the kids into two groups (green and blue) and mark them by putting on a color-coded bracelet. We recommend 4-6 rounds, alternating between the two green groups competing and the two blue groups competing. While one half of their team competes, the other half cheers for them with the pom-poms!

Because we only do 4-6 rounds, each game covers 2-3 weeks of the memory verse. We try to pick games that work well in a competition setting! Some of their favorites in the past have been the pogo stick relay, hide-and-seek, and the ping-pong relay.



Week #12



# COMPASS BOWL

---

Matthew 5:1-12

After all the rounds are complete, we have each team recite the memory verse without any music or help from adults as the tie-breaker! If there's already a clear winner, you can skip this step. At the end of the night, everyone sings the memory verse as loud as they can with the music and we have their leaders pop colorful confetti cannons to celebrate!



Week #12



# Teaching Visuals

**Poor in  
Spirit**

**Mourners**

**Meek**

**Righteousness  
Seekers**

**Merciful**

**Pure  
in heart**

**Peace  
makers**

**Persecuted**

**Reviled**

**Rejoicers**

**CONFESS THEY  
NEED HIM**

**SHOW HIS LOVE  
TO OTHERS**

**ENDURE IN  
HARD TIMES**

**PEOPLE IN GOD'S KINGDOM**

**PEOPLE IN GOD'S KINGDOM**



**CONFESS THEY  
NEED HIM**

A solid orange graphic of a crown with three pointed peaks. The crown is positioned at the top of the image, with its base forming a rectangular platform. Centered on this platform is the text "SHOW HIS LOVE TO OTHERS" in white, bold, uppercase letters.

**SHOW HIS LOVE  
TO OTHERS**



**ENDURE IN  
HARD TIMES**

**Poor in  
Spirit**





**Mourners**

A solid red octagon serves as the background for the entire image.

**Meek**



**Righteousness  
Seekers**

A solid teal octagon serves as the background for the entire image.

**Merciful**

**Pure  
in heart**

A solid red octagon serves as the background for the text.

**Peace  
makers**



**Persecuted**

A solid teal-colored octagon serves as the background for the entire image.

**Reviled**





**Rejoicers**

# Matthew 5:1-12

---

Seeing the crowds, he went up on the mountain, and when he sat down, his disciples came to him.

And he opened his mouth and taught them, saying:

"Blessed are the poor in spirit, for theirs is the kingdom of heaven.

"Blessed are those who mourn, for they shall be comforted.

"Blessed are the meek, for they shall inherit the earth.

"Blessed are those who hunger and thirst for righteousness, for they shall be satisfied.

"Blessed are the merciful, for they shall receive mercy.

"Blessed are the pure in heart, for they shall see God.

"Blessed are the peacemakers, for they shall be called sons of God.

"Blessed are those who are persecuted for righteousness' sake, for theirs is the kingdom of heaven.

"Blessed are you when others revile you and persecute you and utter all kinds of evil against you falsely on my account. Rejoice and be glad, for your reward is great in heaven, for so they persecuted the prophets who were before you.